

NEW



TELESKID | 3TS-8W/3TS-8T

Gross rated power: 74hp/55kW | Lift capacity: 3208-3695lb (1455-1676kg) | Max load height: 13ft 5in (3.8m)



NOW YOU CAN

Introducing a unique machine with endless possibilities. The new JCB Teleskid is the first skid steer or compact tracked loader with a telescopic boom, making it the most versatile machine you've ever seen. It can reach higher, further and deeper than any other skid steer on the market and can access areas you wouldn't have thought possible.





JCB TELESKID 

LIMITLESS VERSATILITY.

THE NEW JCB TELESKID IS THE ONLY SKID STEER OR COMPACT TRACKED LOADER WITH A VERTICAL REACH OF OVER 13FT AND A FORWARD REACH OF 8FT, ALLOWING IT TO GO PLACES AND DO THINGS OTHERS CAN'T.



1 Reaching to over 13ft in height lets you easily and quickly load trucks without needing a ramp.

2 With a 3695lb (3TS-8T) lift capacity, the JCB Teleskid can handle the heaviest of loads.

3 JCB Teleskid's unique design allows you to quickly and easily load over silt fences.

4 A forward reach of 8ft allows reaching through and over obstacles for the first time.

5 Now you can reach 3ft below ground for the first time, letting you rip out trees and roots.

At full extension the compact track loader has 1600lb load capacity and the skid steer loader has 1300lb capacity enabling heavy items to be placed without damaging the ground.



6 The first skid steer and compact track loader with both vertical and radial lift.

7 Zero turning radius allows you to work in tight spaces.

8 With a SAE operating weight of 12,615lbs on the compact track loader and 9,859lbs on the skid steer loader, the JCB Teleskid can easily be transported between sites on a trailer.

9 A standard flow option of 24gpm allows you to operate attachments when fully extended.

10 SAE/ISO standard quick hitch lets you utilize any skid steer and compact track loader attachment. With single point quick hitch lock and unlock flag for increased visibility.

JCB Teleskid is the only skid steer loader/compact track loader on the market with true bi-directional and extendable parallel lift.



7



8



9



10

GREATER PRODUCTIVITY.

THE JCB TELESKID CAN DO THE WORK OF FOUR MACHINES - A FORKLIFT, TELESCOPIC HANDLER, COMPACT LOADER AND OF COURSE A SKID STEER, PROVIDING UNBEATABLE PRODUCTIVITY.

- 1 Load and unload up to 8ft from one side, increasing turnaround time.
- 2 Proven JCB EcoMAX engine gives increased performance at low engine speed for improved cycle times and tractive effort.
- 3 Greater tractive force than a small telehandler or forklift means greater pushing power, even in sticky conditions.
- 4 JCB Smoothride System ensures greater load retention and operator comfort for faster loading cycles and travel time.

Impressive breakout force lets you do the work of bigger machines in less time.

Simply push yourself out of trouble if you get stuck in boggy conditions.

No DPF means no regeneration and loss of productivity.

Standard 2-speed transmission helps achieve quicker travel and cycle times.



2



1



3



4

UNRIVALED STRENGTH AND STABILITY.

WITH A PROVEN HIGH STRENGTH STEEL BOOM MOUNTED ON A SINGLE-PIECE FULLY WELDED CHASSIS AND RELIABLE COMPONENTS, THE JCB TELESKID HAS BEEN CONSTRUCTED TO MAXIMIZE STRENGTH AND EARNING POTENTIAL.

- 1 A solid undercarriage with cast steel, triple flanged rollers provides excellent track retention.
 - 2 The JCB telescopic boom has a proven track record on over 200,000 machines. An extreme testing program includes prolonged high stress loading, cold climate testing and repeated transmission use over thousands of cycles.
 - 3 The boom is mounted on a single-piece fully welded chassis to maximize strength and minimize weight.
 - 4 High strength steel boom has reduced joints, stress points and single piece u-pressed design.
 - 5 Centralized lift and extension rams evenly distribute load stresses. Rams held in place by keyhole castings for greater structural integrity.
- Recessed rear door gives increased protection from damage.



TOTAL COMFORT AND CONTROL.

WITH EASY SIDE DOOR ENTRY, THE LARGEST CAB ON THE MARKET AND ELECTRIC OVER HYDRAULIC CONTROLS, THE JCB TELESKID OFFERS UNRIVALED COMFORT AND CONTROL.



1 33% larger than the average cab puts it in a class of its own.

2 All models feature a side entry door that is more than double the size of the competition.

3 Arm rest on seat provides support when operating the boom controls, with storage in the left arm rest plus a 12v socket.

4 Fully adjustable heated air suspension seat provides maximum comfort for the operator.



- 5 Right control panel features machine diagnostics, electric throttle and ignition switch.
- 6 Machine option controls are at roof level for easy viewing and to stay away from dirt and dust.
- 7 Optional switchable ISO/H-pattern controls to suit operator preference.
- 8 7-way multi-function joystick as standard makes it easy to control a wide range of hydraulically driven attachments.

Low effort electro hydraulic controls make operating a Teleskid easy.

JCB's myCHOICE Controls Operation Software allows adaptation of the controls responsiveness to suit operator preference. Three settings allow operators to tailor the sensitivity of joystick movement to match the way they work.




THE WORLD'S SAFEST SKID STEER.

WITH A SIDE DOOR FOR SAFE ENTRY AND EXIT INSTEAD OF HAVING TO CLIMB OVER ATTACHMENTS OR UNDER AN UNSUPPORTED BOOM, THE JCB TELESKID PROVIDES UNPARALLELED OPERATOR SAFETY.



- 1 Left hand side door for safe entry and exit without having to climb over potentially dangerous attachments.
- 2 Standard electric quick hitch provides less material build up and better load visibility.
- 3 Single Point quick hitch lock and unlock Flag for increased visibility.
- 4 Optional flashing beacon and front wind shield guard increase safety and security.



5 JCB's Teleskid mono-boom design provides an exceptional 270° field of vision.

6 JCB's Teleskid mono-boom design provides exceptional all-round visibility and is 60% better compared to conventional twin arm design machines.

7 Laminate side glass instead of the usual mesh further contributes to better all-round visibility.

Eye level rear view mirror provides easy rear visibility.



Ordinary Skid Steer 165° Visibility



5

JCB Teleskid 270° Visibility



7

UNBEATABLE SERVICEABILITY.

WITH A TILTING CAB DESIGN AND LARGE REAR SERVICE DOOR, DAILY MAINTENANCE POINTS AND ENGINE BAY ARE EASILY ACCESSIBLE FOR QUICK SERVICING.



1 Large rear service door provides easy access to all daily maintenance points and engine bay. All daily checks and greasing can be done at ground level.

2 A tilting cab design operated by one person gives excellent access for more detailed maintenance, without needing to raise the boom.

3 O-ring face seal hydraulic fittings means less downtime.

4 Automatically reversing airflow fan keeps vital elements like the cooling pack free of debris.

5 Air intake scavenge system as standard keeps debris build-up in the air filter to a minimum helping extend service intervals.



Clean fuel burning JCB EcoMAX engine requires no costly exhaust after-treatment, like heat resistant lube oils.



VALUE ADDED.

NORTH AMERICA'S STRONG AND FAST GROWING DEALER NETWORK IS READY TO BACK YOU UP. WHATEVER YOU NEED AND WHEREVER YOU ARE, WE'LL BE AVAILABLE QUICKLY AND EFFICIENTLY TO HELP MAKE SURE YOUR MACHINERY IS PERFORMING TO ITS FULL POTENTIAL.



1

1 Our technical support service provides instant access to factory expertise, day or night.

2 The global network of JCB Parts Centers is another model of efficiency; with 16 regional bases, we can deliver around 95% of all parts anywhere in the world within 24 hours. Our genuine JCB parts are designed to work in perfect harmony with your machine for optimum performance and productivity.



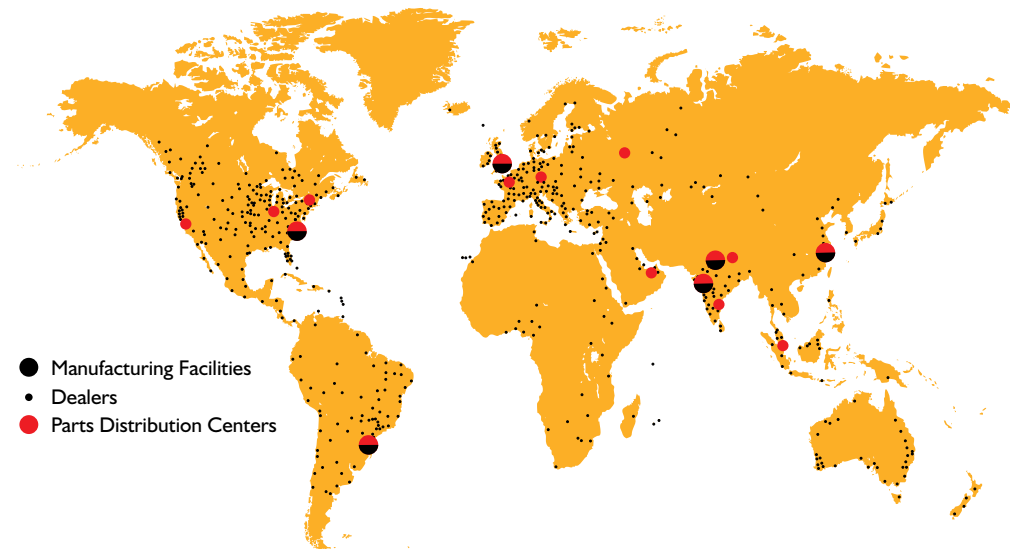
2

3 JCB Yellow Shield offers comprehensive extended warranties and service agreements, as well as service-only or repair and maintenance contracts. Irrespective of what you opt for, our maintenance teams around the world charge competitive labor rates, and offer non-obligation quotations.

Two year JCB warranty up to 2000 hours as standard for total peace of mind.

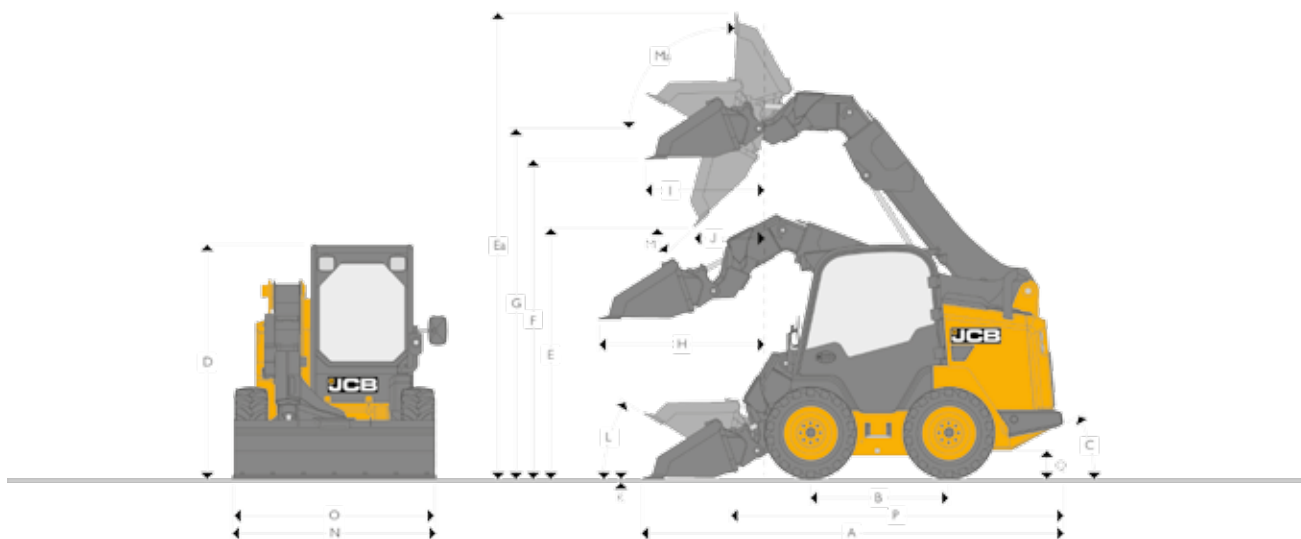


3



Note: JCB LIVELINK and JCB Yellow Shield may not be available in your region, so please check with your local dealer.

STATIC DIMENSIONS



Machine model	3TS - 8W		3TS - 8T		
		Retracted Boom	Extended Boom	Retracted Boom	Extended Boom
A Overall Length	ft-in (m)	12-5 (3.8)	16-1 (4.9)	12-5 (3.8)	16-1 (4.9)
B Wheel Base	ft-in (m)	4-1 (1.25)		6-11 (2.1)	
C Angle of Departure	degrees	29°		29°	
D Overall Height	ft-in (m)	6-11 (2.1)		6-11 (2.1)	
E Dump Height	ft-in (m)	7-7 (2.3)	10-4 (3.1)	7-10 (2.4)	10-8 (3.2)
Ea Crowd height	ft-in (m)	13-9 (4.1)	16-9 (5.1)	13-5 (4.1)	18-4 (5.0)
F Loadover Height	ft-in (m)	9-7 (2.94)	12-3 (3.7)	9-6 (2.9)	12-5 (3.8)
G Height to Hinge Pin Fully Raised	ft-in (m)	10-6 (3.2)	13-3 (4.05)	10-6 (3.2)	13-2 (4.03)
H Reach @ Ground Level	ft-in (m)	3-6 (1.1)	7-4 (2.25)	3-6 (1.1)	7-4 (2.25)
I Max Reach @ Full Height	ft-in (m)	3-6 (1.07)	5-7 (1.7)	3-3.3 (1)	5-7 (1.7)
J Reach @ Full Height - Fully Dumped	ft-in (m)	2-1 (0.6)	4-3 (1.4)	2-1 (0.7)	4-3 (1.3)
K Dig Depth (toe plate horizontal) Clearance	in (mm)	-3/8 (-10)		-3/8 (-10)	
L Rollback @ Ground	degrees	30°		30°	
M Dump Angle	degrees	42°		42°	
Ma Max Rollback Angle	degrees	94°		94°	
N Bucket Width - Standard	ft-in (m)	6-1 (1.85)		6-1 (1.85)	
O Width Over Tires - Standard	ft-in (m)	6-0 (1.8)		6-5 (2.0)	
Width Over Tires - Optional	ft-in (m)	6-4 (1.92)			
P Length Without Attachment	ft-in (m)	9-11 (3.02)		9-11 (3.02)	
Q Ground Clearance	in (mm)	9.4 (238)		9.4 (238)	
Rated Operating Capacity 35%	ft-in (m)			3695 (1676)	2306 (1046)
Rated Operating Capacity 50%	lb SAE (kg)	3208 (1455)	1347 (611)		
Bucket Capacity - Standard	yd ³ (m ³)	0.56 (0.43)		0.56 (0.43)	
Bucket Capacity - Optional	yd ³ (m ³)	0.47 (0.36)		0.47 (0.36)	

TURNING RADIUS

Model		3TS-8W	3TS-8T
Bucket Corner Radius	ft-in (m)	7-6 (2.3)	7-6 (2.3)
Quick Hitch Radius	ft-in (m)	4-11 (1.5)	5-7 (1.7)
Rear Chassis Radius	ft-in (m)	5-9 (1.76)	5-9 (1.76)

SAE OPERATING WEIGHT

Model		3TS-8W	3TS-8T
Cab	lb (kg)	9859 (4472)	12615 (5722)
Canopy	lb (kg)	9726 (4412)	12482 (5662)

ENGINE

Engine Model		EcoMAX TCAE-55	
Displacement	in ³ (cm ³)	268 (4399)	
Fuel		Diesel	
Cooling		Water	
Aspiration		Turbo	
Gross Power @ 2400 rpm SAE J1995	hp (kW)	74 (55)	
Gross Torque @ 1200 rpm	lb/ft (Nm)	295 (400)	
Emission Certification		EPA-T4F (EU St3B)	
Engine Oil Service Interval Hours		500	
Variable Speed Hydraulically Driven Fan		YES	

SERVICE CAPACITIES

Hydraulic System (including tank)	gal (liters)	14.5 (55)	
Fuel Tank	gal (liters)	27.2 (103)	
Engine Coolant	gal (liters)	5.8 (22)	
Engine Oil	gal (liters)	3.7 (14)	
LH Chaincase (wheeled machines only)	gal (liters)	3.1 (11.7)	
RH Chaincase (wheeled machines only)	gal (liters)	3.1 (11.7)	

HYDRAULIC PERFORMANCE

Model		3TS - 8W	3TS - 8T
R.O.C Retracted	lb (kg)	3208 (1455)	3695 (1676)
R.O.C Extended	lb (kg)	1347 (611)	1614 (732)
Tipping Load Retracted	lb (kg)	6418 (2911)	10558 (4789)
Tipping Load Extended	lb (kg)	2694 (1222)	4612 (2092)
Loader Lift Retracted	lb (kg)	5765 (2615)	5574 (2528)
Loader Lift Extended	lb (kg)	3461 (1570)	3874 (1757)
Bucket Tilt Retracted	lb (kg)	6543 (2968)	6517 (2956)
Bucket Tilt Extended	lb (kg)	6543 (2968)	6517 (2956)

HYDRAULICS

Pump Flow		24 gpm (70 lpm) @ 2300 rpm
		Main relief pressure 3335 psi (230 bar)
		HYD HP Low Flow (46.7 hp)
		HYD HP High Flow (64.2 hp)
Optional High Flow		33 gal/min (125 liters/min)

ELECTRICS

Starter Motor	hp (kW)	5.63 (4.2)
Battery	V/Ah	12 / 109
Alternator	amps	95

TRANSMISSION

Model	3TS-8W	3TS-8T
Single Speed mph (km)	6.8 (10.9)	5.7 (9.2)
Two Speed mph (km)	6.8 (10.9) / 12.4 (20)	4.8 (7.7) / 7.8 (12.6)

TIRES / TRACKS

Model	3TS - 8W	3TS - 8T
Standard	12 x 16.5 - 10 PR	17.7 in (450 mm) traction lug
Available Options	Standard Track - Wide Track	
	Lifemaster Industrial Pneumatic	
	33 / 15.5 x 16.5 Extra Flotation	
	Brawler	
	Solid Industrial	



ONE COMPANY, OVER 300 MACHINES.

TELESKID | 3TS-8W/3TS-8T

Gross rated power: 74hp/55kW Lift capacity: 3208-3695lb (1455-1676kg)

Max load height: 13ft 5in (3.8m)

JCB North American – Headquarters

2000 Bamford Blvd., Savannah, Georgia, 31322 Tel: (912) 447-2000

Download the very latest information on this product range at www.jcb.com

JCB, inc. All rights reserved. No part of this publication may be reproduced, stored in a retrieval system, or transmitted in any form or by any other means, electronic, mechanical, photocopying or otherwise, without prior permission from JCB, inc. All references in this publication to operating weights, sizes, capacities and other performance measurements are provided for guidance only and may vary depending upon the exact specification of machine. They should not therefore be relied upon in relation to suitability for a particular application. Guidance and advice should always be sought from your JCB Dealer. JCB reserves the right to change specifications without notice. Illustrations and specifications shown may include optional equipment and accessories. The JCB logo is a registered trademark of J.C. Bamford Excavators Ltd.

Your nearest JCB Dealer

